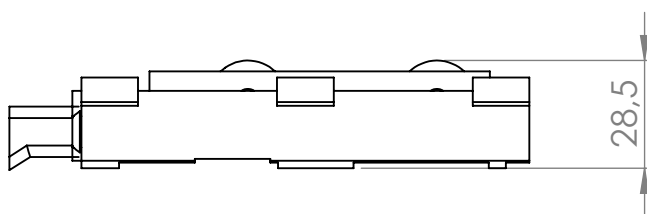
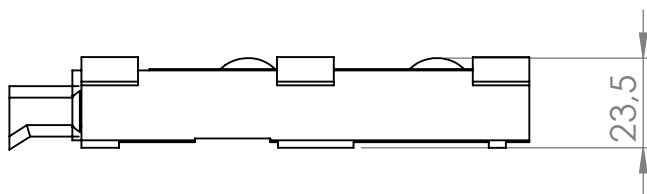
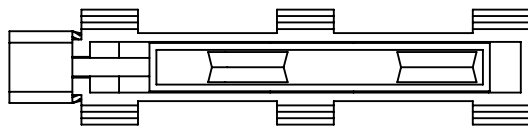


ESC 1:2

Bolilla, soporta de 70 a 140 kg.

Bolilla zz625, soporta de 100 a 200 kg.



Desplazamiento
de las ruedas
es de 5 mm.